

Importing Feedback Quiz

1. From the quizzes section of Avenue, under the Manage Quizzes tab, click **More Actions**

Manage Quizzes Question Library Statistics LockDown I

New Quiz

Edit Categories






More Actions ▼

- a.
 2. Click **Add Learning Object**
 3. In the Search For Box, Type in **Course Delivery Survey** and Click **Search**
 4. Select the quiz by clicking in the dot next to it and then Clicking **Select** at the bottom

Search Results

5 search results [Clear Search](#) Relevancy ▼

[Apply](#)

		Learning Object	Repository
<input checked="" type="radio"/>		Course Delivery Survey ▼  Aug 27, 2020 10:57 PM Course Feedback Survey ▶ Show Details	 McMaster University
<input type="radio"/>		Student Needs Survey ▼ Aug 25, 2020 9:50 AM Survey that can be used to evaluate factors affecting students	 McMaster University

[Select](#) [Close](#)

- a.
 5. The Quiz will automatically be imported into your quiz list as an unpublished quiz. You can edit the quiz as you like.
 6. Multiple quizzes from the same Learning object can be made in one quiz list.