

## 1.6.10 Ordering Question

This tutorial explores the Ordering Question type for quizzes. This tutorial assumes you are completing **Tutorial 1.6.1 step 3** and have selected Ordering. This question type can be helpful for ordering steps in a cycle.

### STEP 1

Assign the grade points and type in the question text.



Points \*

1

Difficulty

1

Question Text \*

Format

B I U

Font Family

Font Size

### STEP 2

Select the grading option. See **Tutorial 1.6.4** for an explanation of the options.

#### Options

##### Grading

Equally weighted  All or nothing  Right minus wrong




# 1.6.10 Ordering Question

## STEP 3

Type each of the items to be ordered and their corresponding **Correct Order** number. To add an answer, select **Add Item**. To delete, select the trash can.

Items are randomized when taking the question

+ **Add Item**

#	Value	Correct Order	Feedback	Remove
1		<input type="text" value="1"/>		

## STEP 4

Select **Save** when done.